

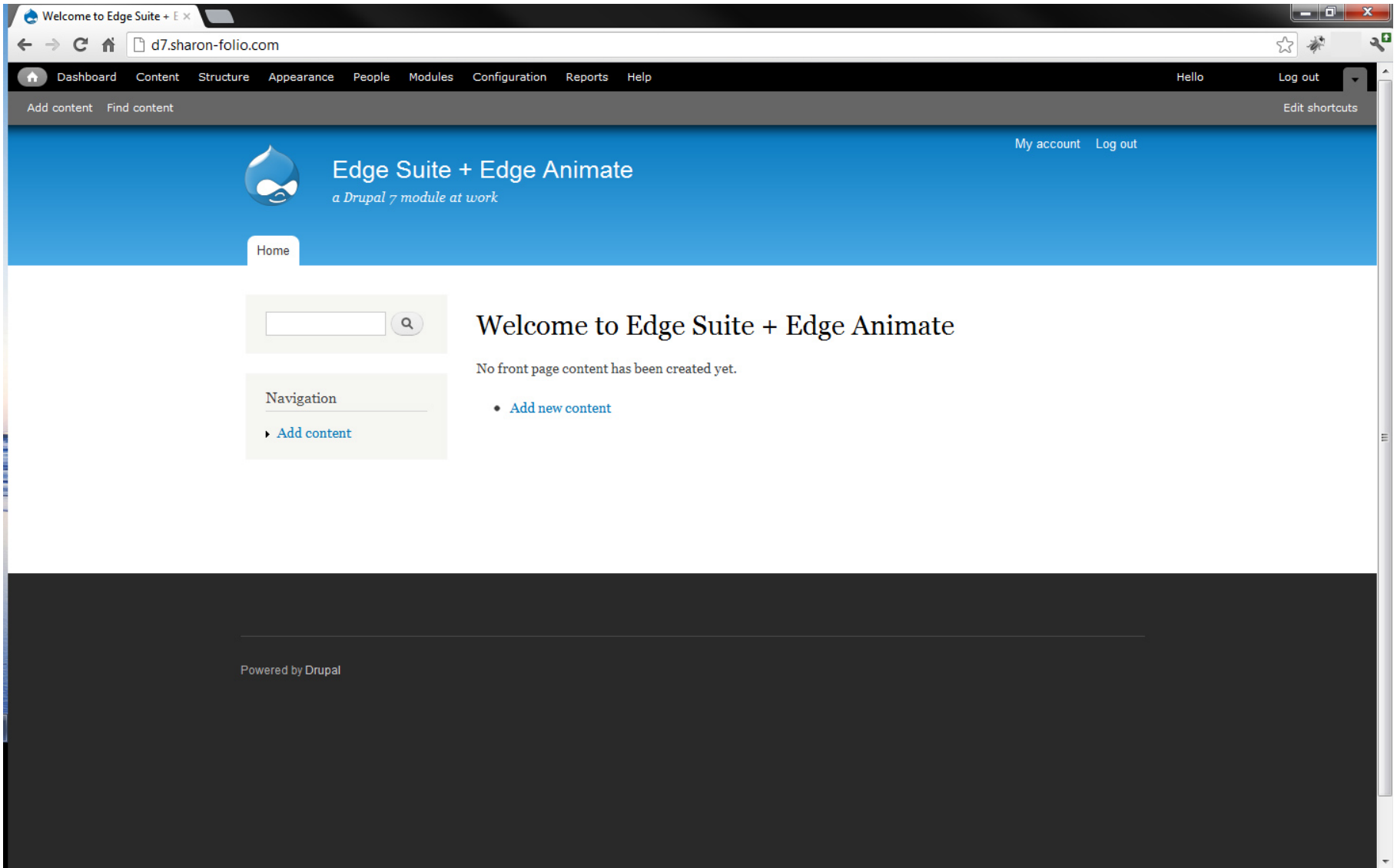
EDGE SUITE

a D7 Module

+

Adobe

Edge Animate



Edge Suite + Edge Animate

a Drupal 7 module at work

My account Log out

Home



Welcome to Edge Suite + Edge Animate

No front page content has been created yet.

- [Add new content](#)

Navigation

- ▶ [Add content](#)

The image shows a web browser window displaying the Drupal administration interface. The browser's address bar shows the URL `d7.sharon-folio.com`. The navigation menu includes 'Dashboard', 'Content', 'Structure', 'Appearance', 'People', 'Modules', 'Configuration', 'Reports', and 'Help'. The 'Configuration' menu is active, and the breadcrumb trail is 'Home » Administration » Configuration » Media'. The page title is 'File system'.

The configuration page contains the following sections:

- Public file system path:** A text input field containing `sites/default/files`. Below it, a description states: 'A local file system path where public files will be stored. This directory must exist and be writable by Drupal. This directory must be relative to the Drupal installation directory and be accessible over the web.'
- Private file system path:** An empty text input field. Below it, a description states: 'An existing local file system path for storing private files. It should be writable by Drupal and not accessible over the web. See the online handbook for [more information about securing private files](#).'
- Temporary directory:** A text input field containing `/tmp`. Below it, a description states: 'A local file system path where temporary files will be stored. This directory should not be accessible over the web.'
- Default download method:** A radio button is selected for 'Public local files served by the webserver.' Below it, a note states: 'This setting is used as the preferred download method. The use of public files is more efficient, but does not provide any access control.'

At the bottom of the configuration area, there is a 'Save configuration' button. The footer of the page reads 'Powered by Drupal'.

How to configure private files in Drupal: <http://drupal.org/documentation/modules/file>




The configuration options have been saved.

Success !

Edge Suite | Edge Suite + E: x
d7.sharon-folio.com

Dashboard Content Structure Appearance People Modules **Configuration** Reports Help Hello Log out

Add content Find content Edit shortcuts

Edge Suite  Edge Suite + Edge Animate My account Log out

Home » Administration » Configuration » Media

CONFIGURATION

Block usage
If enabled, a block will be automatically provided for every composition instance.

X-UA-Compatible
Enable X-UA-Compatible with IE=edge. Lets IE use the latest rendering engine.


Asset formats

Set the file extensions that are allowed for asset files within a composition archive. JavaScript files are always allowed. Comma-separated, e.g. png, jpg, gif

Composition size

Maximum size of the archive in MB. If left empty the size defaults to 8MB.

REBUILD





The configuration options have been saved.

Success !

Structure | Edge Suite + Edi x

d7.sharon-folio.com

Dashboard Content **Structure** Appearance People Modules Configuration Reports Help Hello Log out

Add content Find content Edit shortcuts


My account Log out

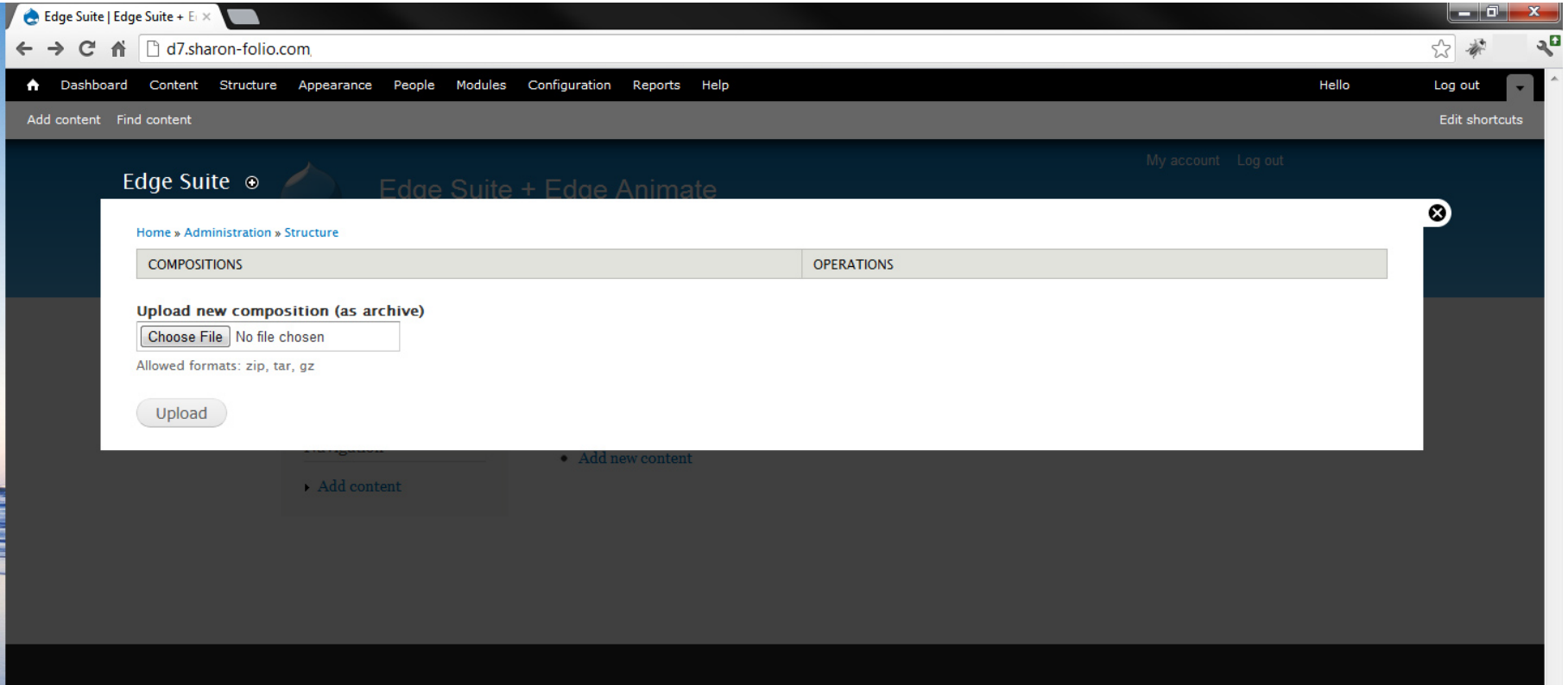
Structure Edge Suite + Edge Animate

Home » Administration

- Blocks**
Configure what block content appears in your site's sidebars and other regions.
- Content types**
Manage content types, including default status, front page promotion, comment settings, etc.
- Edge Suite**
Import, manage and configure your Edge content.
- Menus**
Add new menus to your site, edit existing menus, and rename and reorganize menu links.
- Taxonomy**
Manage tagging, categorization, and classification of your content.

Powered by Drupal





Edge Animate Preview 6 +



Edge Suite ⊕ Edge Suite + Edge Animate

My account Log out

Home » Administration » Structure

✓ • The following libraries have been added:
edge.0.1.6.min.js
edge.0.1.7.min.js
jquery-1.7.1.min.js
jquery.easing.1.3.js
json2_min.js

• The following files were ignored as they are not needed:
bubbles.edge
bubbles.html

• bubbles was successfully imported.

COMPOSITIONS	OPERATIONS
bubbles - EDGE-206060553	add block rebuild reupload delete
Block - Default	test edit delete

Upload new composition (as archive)

No file chosen

Allowed formats: zip, tar, gz

Add instance Edge Suite + Edge Animate

[Home](#) » [Administration](#) » [Structure](#) » [Edge Suite](#)

Instance label *

The label for the instant, internal use only.

Embedding

Inline embedding should be preferred (cleaner embedding). Iframe embedding should be used when experiencing any problems with the composition, especially when running multiple compositions alongside on one page.

Configuration - JSON object

Use a JSON object to inject data into the Edge composition, which can then easily be read through e.g. the Edge Commons library.
All keys and strings need to be double quoted, e.g. {"mytitle": "Drupal rocks!", "slide_delay": 10}
The JSON object will be mapped to variable "data" in a SCRIPT tag within the stage DIV.

Save instance

Edge Suite  Edge Suite + Edge Animate

Home » Administration » Structure

 Instance Bubbles was created.

COMPOSITIONS	OPERATIONS
bubbles - EDGE-206060553	add block rebuild reupload delete
Block - Default	test edit delete
 Block - Bubbles	test edit delete

Upload new composition (as archive)

No file chosen

Allowed formats: zip, tar, gz

BLOCK	REGION	OPERATIONS
Footer fourth column		
<i>No blocks in this region</i>		
Footer		
+ Powered by Drupal	Footer	configure
Disabled		
+ Edge composition: bubbles - Bubbles	- None -	configure
+ Edge composition: bubbles - Default	- None -	configure
+ Main menu	- None -	configure
+ Management	- None -	configure
+ Recent comments	- None -	configure
+ Recent content	- None -	configure
+ Shortcuts	- None -	configure
+ Syndicate	- None -	configure
+ User menu	- None -	configure
+ Who's new	- None -	configure
+ Who's online	- None -	configure



HEADER

Save blocks



Edge Suite + Edge Animate

a Drupal 7 module at work



Home

User login

Username *

Password *

- [Create new account](#)
- [Request new password](#)

Log in

Welcome to Edge Suite + Edge Animate

No front page content has been created yet.

Edge Suite Module – D7

http://drupal.org/project/edge_suite

Features:

- Upload complete composition through archives
- Inline and iframe embedding
- Compositions are exposed through blocks
- Show multiple composition on a page
- Creation of multiple blocks per composition
- Configuration of individual blocks
- Data injection per block to alter behavior

Adobe Edge Animate – Preview 7



[Demo Site – D7 vanilla install](#)

Download Edge Animate Preview 7

<http://labs.adobe.com/technologies/edge/>

Drupal: shaRon

@PCartiste

eMail: shaRon_folio@yahoo.com



[Files: download](#)